



STAINLESS STEEL

FABRICATED DROP-IN SINKS TWO AND THREE COMPARTMENT



DI-2-10-EC



DI-3-10-EC

Item #: _____ Qty #: _____

Model #: _____

Project #: _____



NOTE: Multi-Compartment Drop-In Sinks ARE NSF Approved when used in Mobile Food Carts and Kiosks only.

DIMENSIONS and SPECIFICATIONS

TOL ± .125"

ALL DIMENSIONS ARE TYPICAL

MODEL#	COMP	OVERALL W x L	BOWL SIZE L x W x D
DI-2-10-EC	2	19" x 25"	10" x 14" x 10"
DI-3-10-EC	3	19" x 37"	10" x 14" x 10"

Length is Left to Right. Width is Front to Back

FEATURES:

Fabricated stainless steel bowl.
Mounting Brackets provided accommodates thicknesses up to 1" of counter.

DI-2-10-EC:

One deck mounted, 4" O.C. swing spout faucet
Two 3 1/2" Stainless Steel Drain with Baskets

DI-3-10-EC:

Two deck mounted, 4" O.C. swing spout faucets
Three 3 1/2" Stainless Steel Drain with Basket

MATERIALS:

Stainless Steel Type 304, 16 Gauge.
Stainless Steel 3-1/2" Basket Drain.
Faucet is brass-nickel plated.

DESIGN:

Unit punched with 1" dia. faucet holes.

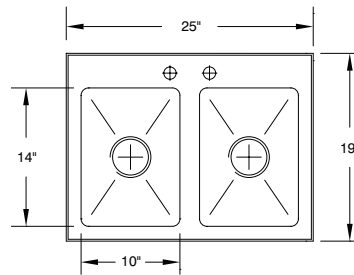
MECHANICAL:

Faucet supply is 1/2" IPS male thread.
Deck mounted faucet is furnished with Aerator.



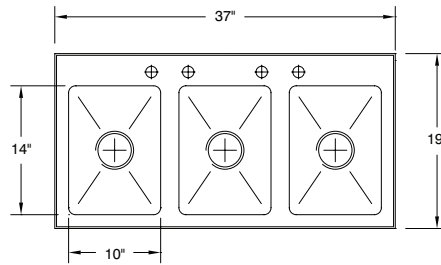
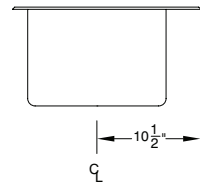
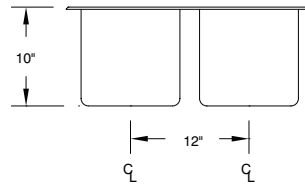
MOUNTING BRACKETS INCLUDED

Includes 4 brackets with nuts.



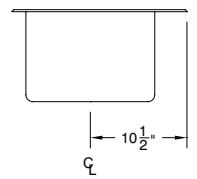
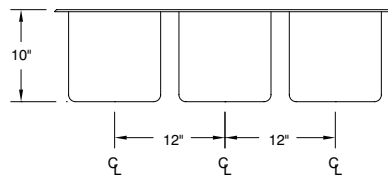
DI-2-10-EC
20 lbs.

Cut-Out Size
17 1/2" X 23 1/2"
1" radius corners



DI-3-10-EC
30 lbs.

Cut-Out Size
17 1/2" X 35 1/2"
1" radius corners



WARNING: Faucets on this page may expose you to chemicals, including lead, that are known to the State of California to cause cancer or birth defects or other reproductive harm. For more info., visit www.p65warnings.ca.gov.



Customer Service Available To Assist You 1-800-645-3166 8:30 am - 8:00 pm E.S.T.

For Orders & Customer Service:

Email: customer@advancetabco.com or Fax: 631-242-6900

For Smart Fabrication™ Quotes:

Email: smartfab@advancetabco.com or Fax: 631-586-2933